

TOYOTA



TOYOTA IMAGE USA II FIXTURES





Since 1993, Ideal Image has been creating environments that build brand power through color, texture, size and shape.

Our state-of-the-art manufacturing facility is equipped with the latest automated production technology, including CNC routing, cutting, laminating and fabrication equipment.

As a manufacturer and supplier of custom furniture, graphics, interactive points of purchase, and custom displays, we have the quality, service and experience to deliver your next project.



CORPORATE HEADQUARTERS
115 Haas Drive, Englewood, OH 45322



idealimageinc.com



800 774 7617





937-832-5270



Navigate through the catalog by clicking on the desired product. To return to this page, click the Ideal Image logo.

Finishes & Materials	4	M2.2B Service Write-Up Station	18
30 x 30 Graphics Program	5	M2.3 Service Write-Up Station	18
B2.2S Product Info Pylon	6	M2.3B Service Write-Up Station	19
B4.2 Graphic Panel	6	M2.0 Printer Cabinet	19
B3.1 Greeter Backwall Credenza	6	M2.6 Divider Wall	19
B3.1Q Greeter Backwall Credenza	7	TL-1 Toyota Logo	20
B3.2 Greeter Desk	7	CPU-1 CPU Holder	20
B3.2Q Greeter Desk	8	B7.1 Retail Display	20
B3.2Q.1 Greeter Desk	8	B7.2 Retail Wall Display Panel	20
B3.2D Greeter Desk	9	B7.3 Retail Display	21
B3.2DQ Greeter Desk	9	B7.4 Retail Display	21
B3.2DQ.1 Greeter Desk	10	B7.6 Wheel Display	21
B6.0 Wall Applique Panels	10	B7.7 Short Retail Display	21
B6.1A Media Wall Display	11	B7.8 Wide Retail Display	22
B6.1A-Q Media Wall Display	11	B7.9 Tall Retail Display	22
B6.1B Café Wall Display	12	SC.1 Mobile Service Cart	22
B6.1B-Q Café Wall Display	12	B8.1S Small Niche Wall Display	23
B6.1C-1 Media Wall Display	13	B8.1L Large Niche Wall Display	23
B6.1C-1Q Media Wall Display	13	B8.2S Small Niche Wall Display	24
B6.1D Wall Display	14	B8.2L Large Niche Wall Display	24
B6.1D-1 Wall Display	14	B8.3S Small Niche Wall Display	25
B6.1E TV Wall Display	15	B8.3L Large Niche Wall Display	25
B6.2 Café Counter	15	B8.4S Small Wall Shelving Unit	26
B6.2-Q Café Counter	15	B8.4L Large Wall Shelving Unit	26
B6.2I Community Power Bar	16	B8.5S Small Floor Display	27
BF.4 Sales Manager Tower	16	B8.5L Large Floor Display	27
M2.1 Service Write-Up Desk	17	B8.6S Small Floor Display	28
M2.2 Service Write-Up Station	17	B8.6L Large Floor Display	28
		Furniture & Fixture Care & Warranty	29
		Transportation & Set-up	30

DESIGN SCHEME 1 - FEATURED THROUGHOUT CATALOG
**Palisades Oak
LAMINATE**

**Labrador Granite
COUNTERTOP LAMINATE**

**Portoro Slab
COUNTERTOP QUARTZ**

DESIGN SCHEME 2
**Warehouse Oak
LAMINATE**

**Paloma Polar
COUNTERTOP LAMINATE**

**Snow White
COUNTERTOP QUARTZ**

DESIGN SCHEME 3
**Walnut Heights
LAMINATE**

**Paloma Polar
COUNTERTOP LAMINATE**

**Snow Flurry
COUNTERTOP QUARTZ**


*Renderings will feature Design Scheme 1 theme throughout the catalog.
Design Scheme 2 and Scheme 3 are available options for all branded elements.

Previous finishes are available upon request.



**Recon
Oak**



**Fine
Sycamore**



ORDER ONLINE



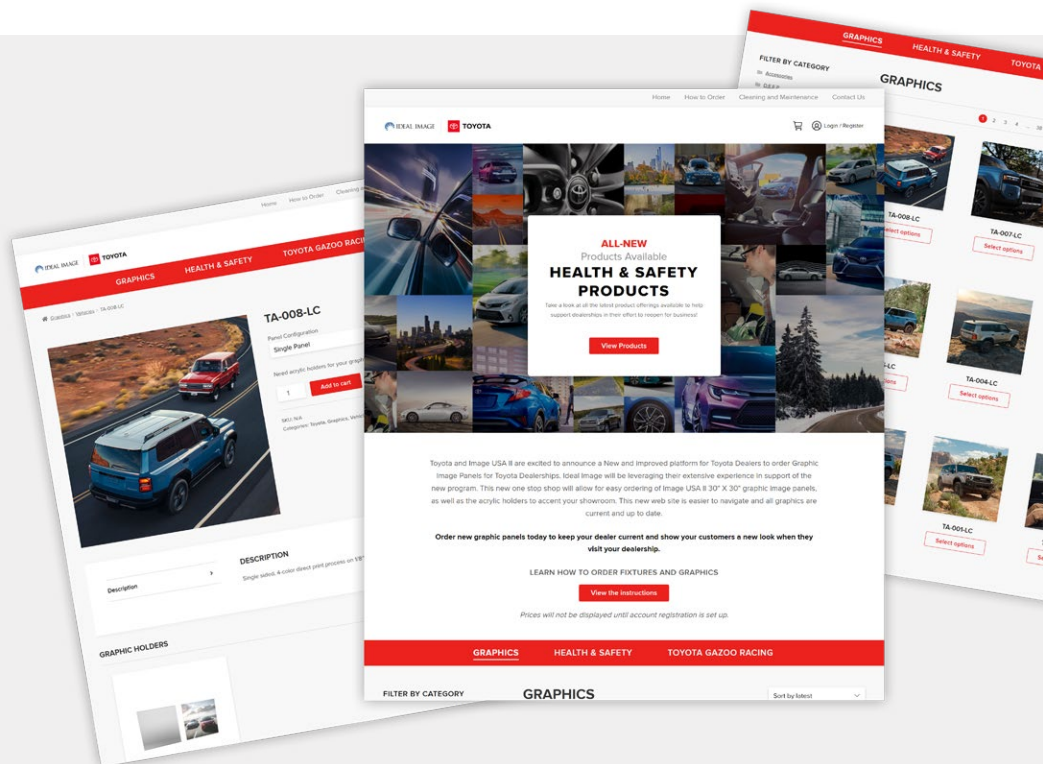
Toyota Image 30x30 Graphics Program

Most graphics are available in single, 4-panel and 6-panel displays.

GRAPHIC PANELS FOR:

- Accessories
- Health & Safety
- Parts & Service
- Newest Vehicle Models
- And more...

Need help? Click here for instructions.



B2.2S Product Info Pylon

- » Two sections
- » *Graphics not included*

DIMENSIONS: 3'11" W X 2'6" D X 5'8" H



B4.2 Graphic Panel

- » Clear acrylic with wall spacers
- » *Graphics not included*

DIMENSIONS: 30" L X 30" H



B3.1 Greeter Backwall Credenza

- » (3) Cabinets
- » (2) Section pylons
- » Laminate countertops
- » Toyota logo
- » *Pylon graphics & TV monitors not included*

DIMENSIONS: 15'6 3/8" W X 2'6" D X 5'8" H



**FEATURING
LABRADOR
GRANITE
LAMINATE**

B3.1Q Greeter Backwall Credenza

- » (3) Cabinets
- » (2) Section pylons
- » Quartz countertops
- » Toyota logo
- » *Pylon graphics & TV monitors not included*

DIMENSIONS: 15'6 3/8" W X 2'6" D X 5'8" H



FEATURING
PORTORO
SLAB
QUARTZ

B3.2 Greeter Desk

- » Single-person
- » Toyota logo
- » (1) CPU cabinet
- » (2) File drawers
- » (1) Cabinet with adjustable shelving
- » Laminate countertops
- » *Seating not included*

DIMENSIONS: 9'8 1/2" W X 3' D X 3'6" H




FEATURING
LABRADOR
GRANITE
LAMINATE

B3.2Q Greeter Desk

- » Single-person » (1) Cabinet with adjustable shelving
- » Toyota logo » Laminate countertop **A**
- » (1) CPU cabinet » Quartz check rail **B**
- » (2) File drawers » *Seating not included*

DIMENSIONS: 9'8 1/2" W X 3' D X 3'6" H



FEATURING
 LABRADOR
 GRANITE
 LAMINATE
 PORTORO
 SLAB
 QUARTZ

B3.2Q.1 Greeter Desk

- » Single-person » (1) Cabinet with adjustable shelving
- » Toyota logo » Quartz countertops
- » (1) CPU cabinet » *Seating not included*
- » (2) File drawers

DIMENSIONS: 9'8 1/2" W X 3' D X 3'6" H



FEATURING
 PORTORO
 SLAB
 QUARTZ

B3.2D Greeter Desk

- » Two-person
- » Toyota logo
- » 2 CPU cabinets
- » (4) File drawers
- » Laminate countertops
- » *Seating not included*

DIMENSIONS: 15'3" W X 3' D X 3'6" H




FEATURING
LABRADOR
GRANITE
LAMINATE

B3.2DQ Greeter Desk

- » Two-person
- » Toyota logo
- » (2) CPU cabinets
- » (4) File drawers
- » Laminate countertop **A**
- » Quartz check rail **B**
- » *Seating not included*

DIMENSIONS: 15'3" W X 3' D X 3'6" H



FEATURING
LABRADOR
GRANITE
LAMINATE
PORTORO
SLAB
QUARTZ

B3.2DQ.1 Greeter Desk

- » Two-person
- » (4) File drawers
- » Toyota logo
- » Quartz countertops
- » (2) CPU cabinets
- » *Seating not included*

DIMENSIONS: 15'3" W X 3' D X 3'6" H



FEATURING
PORTORO
SLAB
QUARTZ

B6.0 Wall Applique Panels

- » Set of 2
- » *TV & mounting bracket not included*

DIMENSIONS PER PANEL:
4' W X 1 1/2" D X 8' H



B6.1A Media Wall Display

- » Double-sided
- » Front-side overhead lighting
- » (3) Cabinets
- » Media shelving
- » Laminate countertop
- » Rear accessory display wall
- » Includes display hardware
- » *TV, mounting bracket, & accessories not included*

DIMENSIONS: 8'8" W X 3'6 1/2" D X 7'8" H




**FEATURING
LABRADOR
GRANITE
LAMINATE**

B6.1A-Q Media Wall Display

- » Double-sided
- » Front-side overhead lighting
- » (3) Cabinets
- » Media shelving
- » Quartz countertop
- » Rear accessory display wall
- » Includes display hardware
- » *TV, mounting bracket, & accessories not included*

DIMENSIONS: 8'8" W X 3'6 1/2" D X 7'8" H




**FEATURING
PORTORO
SLAB
QUARTZ**

B6.1B Café Wall Display

- » Double-sided
- » Front-side overhead lighting
- » (3) Cabinets
- » Glass display shelves
- » Laminate countertop
- » Rear accessory display wall
- » Includes display hardware
- » *Accessories not included*

DIMENSIONS: 8'8" W X 3'6 1/2" D X 7'8" H



FEATURING
LABRADOR
GRANITE
LAMINATE

B6.1B-Q Café Wall Display

- » Double-sided
- » Front-side overhead lighting
- » (3) Cabinets
- » Glass display shelves
- » Quartz countertop
- » Rear accessory display wall
- » Includes display hardware
- » *Accessories not included*

DIMENSIONS: 8'8" W X 3'6 1/2" D X 7'8" H



FEATURING
PORTORO
SLAB
QUARTZ

B6.1C-1 Media Wall Display

- » Double-sided
- » Front-side overhead lighting
- » (3) Cabinets
- » Laminate countertop
- » *TV & mounting bracket not included*

DIMENSIONS: 8'8" W X 3'6 1/2" D X 7'8" H



FEATURING
LABRADOR
GRANITE
LAMINATE

B6.1C-1Q Media Wall Display

- » Double-sided
- » Front-side overhead lighting
- » (3) Cabinets
- » Quartz countertop
- » *TV & mounting bracket not included*

DIMENSIONS: 8'8" W X 3'6 1/2" D X 7'8" H



FEATURING
PORTORO
SLAB
QUARTZ

B6.1D Wall Display

- » Double-sided
- » Front-side overhead lighting
- » Laminate countertop at stool height
- » Rear accessory display wall
- » Includes display hardware
- » *Accessories & graphic panels not included*

DIMENSIONS: 8'8" W X 3'6 1/2" D X 7'8" H



**FEATURING
LABRADOR
GRANITE
LAMINATE**

B6.1D-1 Wall Display

- » Double-sided
- » Front-side overhead lighting
- » Laminate countertop at stool height
- » *Graphic panels, TV, & mounting brackets not included*

DIMENSIONS: 8'8" W X 3'6 1/2" D X 7'8" H



**FEATURING
LABRADOR
GRANITE
LAMINATE**

B6.1E TV Wall Display

- » Single sided
- » TV & mounting bracket not included

DIMENSIONS: 8'8" W X 8" D X 7'8" H



B6.2 Café Counter

- » Laminate countertop
- » Silver powder-coated accents

DIMENSIONS: 8' 9 3/4" L X 2'6" W X 3'6" H



B6.2-Q Café Counter

- » Quartz countertop
- » Silver powder-coated accents

DIMENSIONS: 8' 9 3/4" L X 2'6" W X 3'6" H



**FEATURING
LABRADOR
GRANITE
LAMINATE**



**FEATURING
PORTORO
SLAB
QUARTZ**

B6.2I Community Power Bar

- » Double-sided
- » (3) Stations per side
- » (3) Power outlets/station
- » (2) USB charging/station
- » Laminate countertops
- » Frosted acrylic privacy panel
- » Silver powder-coated accents

DIMENSIONS:
103-3/4" W X 44" D X 33-1/2" H (FRONT) & 42" H (BACK)



**FEATURING
LABRADOR
GRANITE
LAMINATE**



BF.4 Sales Manager Tower

- » Two-person
- » Laminate countertops
- » Front wall with upper transaction countertop
- » Lower worksurface with matching T-mold edge
- » Undercounter wire management
- » (2) 3-Drawer pedestal cabinets

DIMENSIONS: VARIES PER LAYOUT NEEDS
Available in multiple person configurations



**FEATURING
LABRADOR
GRANITE
LAMINATE**



M2.1 Service Write-Up Desk

- » (1) Drawer
- » (1) Cabinet
- » Laminate countertops

DIMENSIONS: 4'9" W X 2'11" D X 3'4" H



**FEATURING
LABRADOR
GRANITE
LAMINATE**

M2.2 Service Write-Up Station

- » Single station
- » Divider wall with privacy glass
- » Laminate countertops
- » (1) Storage cabinet
- » (1) 4-Drawer pedestal cabinet
- » Toyota logo
- » *Electrical & electrical connections by others*
- » *Monitors, CPU, & mounting bracket not included*
- » *CPU holder ordered separately*

DIMENSIONS: 5'4" W X 6' D X 5'10" H



**FEATURING
LABRADOR
GRANITE
LAMINATE**

M2.2B Service Write-Up Station

- » Single station
- » Wall-mounted
- » Laminate countertops
- » Divider wall with privacy glass
- » (1) Storage cabinet
- » (1) 4-Drawer pedestal cabinet
- » Toyota logo
- » *Electrical/electrical connections done by others*
- » *Monitors, CPU, & mounting bracket not included*
- » *CPU holder ordered separately*

DIMENSIONS: 4'-10" W X 6' D X 42" H



**FEATURING
LABRADOR
GRANITE
LAMINATE**

M2.3 Service Write-Up Station

- » Double station
- » Laminate countertops
- » T-shaped divider wall with privacy glass
- » (1) Storage cabinet
- » (1) 4-Drawer pedestal cabinet
- » Toyota logo
- » Trash cabinet with printer shelf
- » *Electrical/electrical connections done by others*
- » *Monitors, CPU, printer, & mounting bracket not included*
- » *CPU holder ordered separately*

DIMENSIONS: 10'2" W X 8'6" D X 5'10" H



**FEATURING
LABRADOR
GRANITE
LAMINATE**

M2.3B Service Write-Up Station

- » Double station
- » Divider wall with privacy glass
- » Storage cabinet
- » 4-Drawer pedestal cabinet
- » Toyota logo
- » *Electrical/electrical connections done by others*
- » *Monitors, CPU, and mounting bracket not included*
- » *CPU ordered separately*

DIMENSIONS: 10'2" W X 6" D X 5'10" H



FEATURING
LABRADOR
GRANITE
LAMINATE

M2.0 Printer Cabinet

- » Freestanding
- » Lower storage
- » *Printer not included*

DIMENSIONS: 24" W X 21" D X 3'8" H



M2.6 Divider Wall

- » Privacy Glass

DIMENSIONS: 6" W X 6' D X 5'10" H



TL-1 Toyota Logo**CPU-1** CPU Holder**B7.1** Retail Display

- » Double-sided on casters
- » Includes display hardware

DIMENSIONS: 2'6" W X 4' H

**B7.2** Retail Wall Display Panel

- » Toyota logo
- » Includes display hardware

DIMENSIONS: 4' W X 8' H



B7.3 Retail Display

- » One endcap on casters
- » Includes display hardware

DIMENSIONS: 5'3"L X 4' W X 4" H



B7.4 Retail Display

- » Two endcaps on casters
- » Includes display hardware

DIMENSIONS: 6'6"L X 4' W X 4" H



B7.6 Wheel Display

- » Includes steel pegs to mount wheels
- » On casters

DIMENSIONS: 2'-10" W X 2'-10" D X 5'-5" H



B7.7 Short Retail Display

- » Lockable glass door
- » Glass shelves
- » Lockable base storage unit

DIMENSIONS: 20" W X 20" D X 51" H



B7.8 Wide Retail Display

- » Lockable, double glass door
- » Glass shelves
- » 2-Door wooden cabinet
- » On casters

DIMENSIONS: 49-1/4" W X 23-5/8" D X 54" H



B7.9 Tall Retail Display

- » Single-sided display
- » Lockable doors
- » Glass shelves
- » 2-Door wooden cabinet
- » LED down lighting
- » *Requires wall attachment*

DIMENSIONS: 3'-5 1/2" W X 12" D X 7'-3/4" H



SC.1 Mobile Service Cart

- » Housing for floor mats & seat cover rolls
- » Shelf storage
- » Opening for trash disposal
- » *Floor mat & seat covers not included*

DIMENSIONS: 42" L X 20" D X 38" H



CARE

Painted Surfaces

Wipe with a soft, damp microfiber cloth. For tough stains, use automotive paint cleaner.

Stainless Steel

Clean with a soft, damp microfiber cloth. For extra shine, use Stainless Steel Magic.

Laminate Surfaces

Clean with lukewarm water and mild detergent. Wipe dry; pre-clean heavy dirt with Dirtex. To avoid streaks, finish with a water rinse. Do not soak.

Fabric Graphics

Dust with a static wipe or hand vacuum. Treat stains promptly.

Graphics with Protective Coating

Clean with lukewarm water and mild detergent; dry with a soft cloth. Pre-clean heavy dirt with Dirtex, rinse with water to avoid streaks. Do not soak.

Large Format Graphics with Protective Coating

Clean with lukewarm water and mild detergent.

Glass

Clean clear glass with glass cleaner. For frosted glass and tough fingerprints, use denatured alcohol.

Wood & Veneer Routine Care

Normal Cleaning: Dust regularly with a slightly damp, soft, lint-free cloth. Wipe dry with a dry, soft cloth in the direction of the wood grain. Spills should be immediately wiped up with a damp cloth.

Once a month: Clean the surface with a soft cloth dampened with a quality cleaner formulated for wood furniture. Wipe the surface in the direction of the wood grain to remove dirt and fingerprints. Wipe dry with a clean, dry cloth.

Plastic and Acrylic

Regularly clean with Dirtex/Brilliance to prevent dirt buildup. Avoid harsh cleaners.

Quartz, Krión & other Solid Surfaces

Clean with warm water and soap or non-abrasive, ammonia-free.

WARRANTY

Guarantee

Products are guaranteed to be high quality and free of manufacturing defects.

Duration

Begins on setup date. Metal/wood: 5 years; Graphics: 2 years.

Coverage

Includes repairs/replacements for normal use defects. Excludes misuse, external damage, and environmental conditions outside intended design.

Process

Contact Ideal Image for warranty claims. Provide information for evaluation. Repairs/replacements completed within 30 days of approval.

Conditions

Warranty service available after full payment received.

Customer Service

1-800-774-7617 (dial "0" to connect with the operator). Mon-Fri, 8 AM - 5 PM EST.
customerservice@idealimageinc.com

Response Time

Next business day. Issues addressed and/or resolved within 30 days of initial contact.

Electronics, TV's, Appliances & Seating

Manufacturer's warranty applies.

As a full-service company, Ideal Image offers each of our clients the white-glove treatment from project conception to completion. As your project is being prepared for transportation, a warehouse supervisor and team conduct a thorough cleaning and final load inspection, ensuring all components are in order and meet quality construction standards. Fixtures and components are then carefully loaded and secured, limiting any shipping damage and inconvenience during delivery and unloading.

Our highly trained professional set-up teams consist of one to four installation technicians, including an on-site supervisor with substantial expertise. On-site supervisors train for a minimum of five years in millwork fabrication, fixture and cabinetry construction, and leadership experience. They work closely with set-up technicians to ensure quality work. Site supervisors are in frequent contact with Ideal Image project managers throughout the job progression to navigate timelines or change orders.

During completion, the site supervisor and client will conduct a walk-through with a provided line-item checklist to verify components are satisfactorily installed and completed. Any repairs or further adjustments derived during the walk-through will be addressed by the site supervisor and communicated to our project managers before the Ideal Image team departs to guarantee an efficient turnaround.




IDEAL IMAGE
— Est. 1993 U.S.A. —
Building Brand Power



CORPORATE HEADQUARTERS
115 Haas Drive, Englewood, OH 45322



idealimageinc.com



800 774 7617



937-832-5270